

# lupino



KUSCH+CO  
by Nowy Styl



Characterised by an organic design language and sporty charms – this seating shell armchair, available with two different backrest heights, reflects the dynamics of our time. Fresh, agile and somewhat cheeky. Offering a high level of individualisation through a fascinating number of options. Several distinct frame variations. Multi-coloured surfaces.



## Content

Variations	10
Product data	13
Materials, finishes	17



## Design by Norbert Geelen

After having completed his training as industrial designer at the University of Essen, he started freelancing at the Italian Studio Matteo Thun in Milan. Together with his partner Robert Kilders, he founded the design studio bert&bert in 1997. Since 2005, Norbert Geelen feels at home both in his German office in Straelen and in his Milan studio. He has specialised in designing upmarket lifestyle products and furniture.















# Variations

---

## Armchair on 4 legs

Somewhat out of the ordinary. Unlike most other four-legged frames where the rear legs protrude backwards in a wider angle, the Lupino frame is shaped almost symmetrically. The positive outcome: truly extraordinary elegant looks.



---

## Armchair on sled frame

With a seeming weightlessness, the seat shell seems to be floating above the sled base frame made of trapezoidal-bent, slender round rod.



---

## Swivel armchair

Minimalist design at its finest. The four prongs of the base reach upwards, leaving more space underneath. The seat shell is swivelling, offering maximum comfort through the column seat height 47 cm. Additionally available with the Relax seat inclination, seat height 45cm.



---

## Height adjustable swivel armchair / leg rest

With these variations, the seat shell is height adjustable between 44 and 56 cm. The line-up includes a practical leg rest featuring the same aluminium base, however with a flat seat instead of a seat shell. Suited either as stand-alone seat or as leg rest. Both swiveling and height adjustable.



---

## Armchair on 4 wooden legs\*

Next to its appealing design language, this variation excels in versatility. The wooden frame is seamlessly attached to the seat shell. A detail that highlights its coziness.

\*Available from mid-2020



# Variations

---

## Armchair on 4 legs



4 legs frame

**low backrest**

**high backrest**

---

## Armchair on sled frame



Sled frame

**low backrest**

**high backrest**

---

## Swivel armchair



Column with base, swivelling

**low backrest**

**high backrest**

---

## Height adjustable swivel armchair / leg rest



Gas spring with base, swivelling/height adjustable

**low backrest**

**high backrest**

**leg rest**

---

## Armchair on 4 wooden legs\*



\*Available from mid-2020

4 wooden legs

**low backrest**

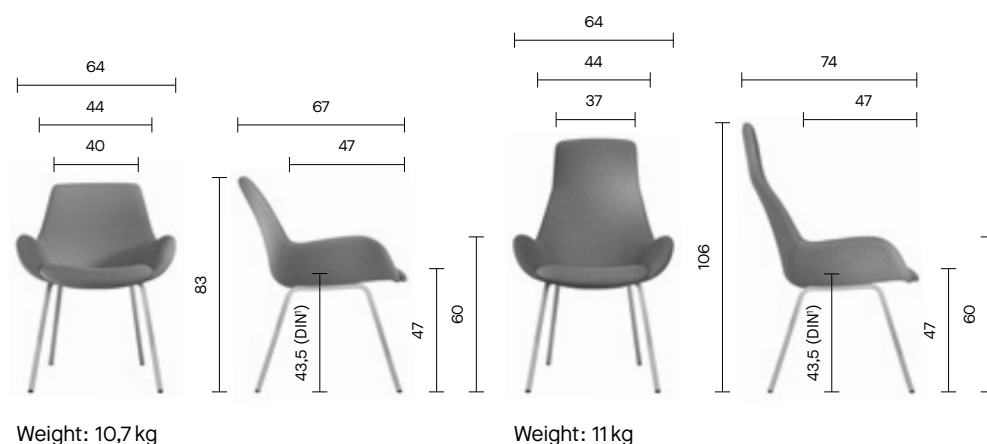
**high backrest**

# Product data

## Armchair on 4 legs

### Accessories

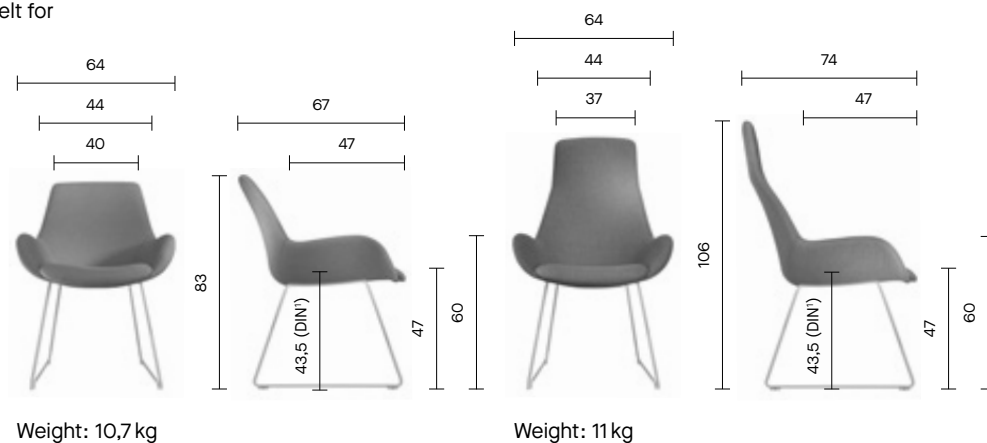
- Upholstery with piping (only in the seat shell's fabric material and colour)
- Upholstery type is the same for each upholstered element, but shell and seat cushion can be upholstered in a different colour
- Plastic glides for soft floors and with felt for hard floors



## Armchair on sled frame

### Accessories

- Upholstery with piping (only in the seat shell's fabric material and colour)
- Upholstery type is the same for each upholstered element, but shell and seat cushion can be upholstered in a different colour
- Plastic glides for soft floors and with felt for hard floors



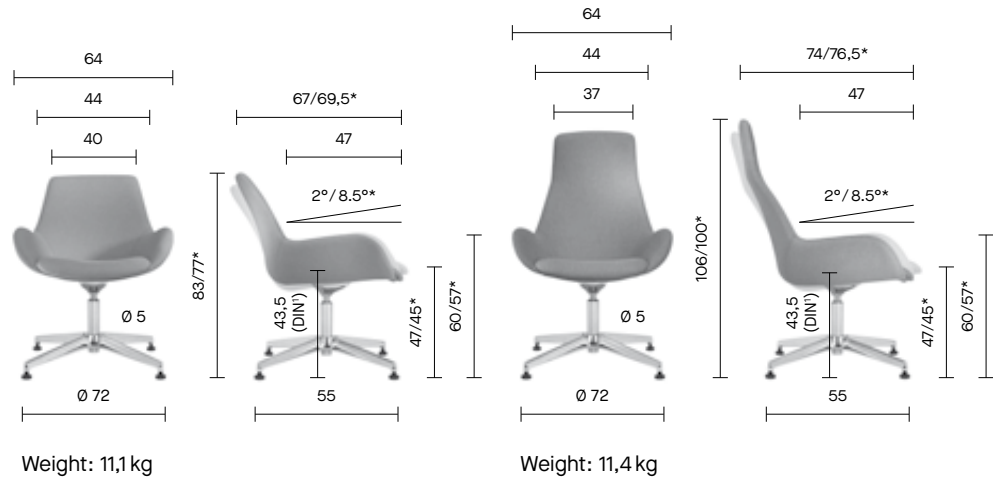
<sup>1</sup> The DIN seat height was determined acc. to DIN EN 1335-1, i.e. the seat height measured by means of a measuring device at the position of the ischial tuberosity (sitting bones) after having placed a load of 50 kg on the half width of the seat.

# Product data

## Swivel armchair

### Accessories

- Upholstery with piping (only in the seat shell's fabric material and colour)
- Upholstery type is the same for each upholstered element, but shell and seat cushion can be upholstered in a different colour
- Relax seat inclination (seat height 45 cm)
- Plastic glides for soft floors and with felt for hard floors

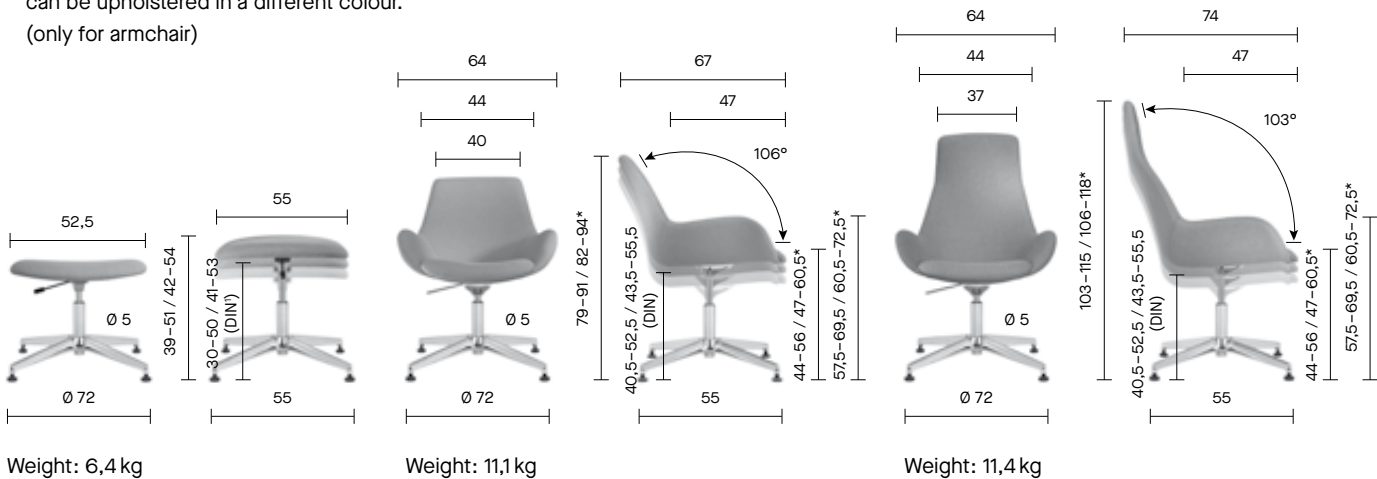


\* for relax version

## Leg rest / armchair, aluminium base, swivelling / height adjustable

### Accessories

- Upholstery with piping (only in the seat shell's fabric material and colour, only for armchair)
- Upholstery type is the same for each upholstered element, but shell and seat cushion can be upholstered in a different colour. (only for armchair)
- Black castors for soft floors or black/grey for hard floors
- Comfort gas lift
- Plastic glides for soft floors and with felt for hard floors



<sup>1</sup> The DIN seat height was determined acc. to DIN EN 1335-1, i.e. the seat height measured by means of a measuring device at the position of the ischial tuberosity (sitting bones) after having placed a load of 50 kg on the half width of the seat.

\* castors

Dimensions in cm

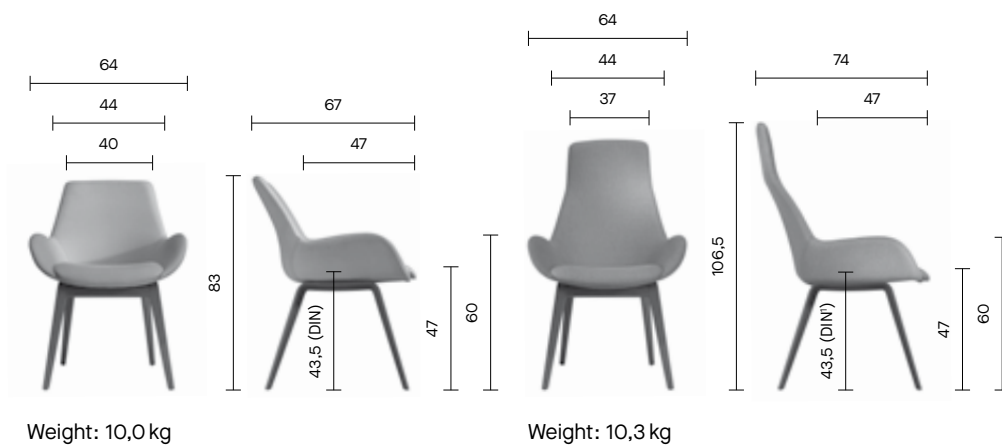



# Product data

## Armchair on 4 wooden legs\*

### Accessories

- Upholstery with piping (only in the seat shell's fabric material and colour)
- Upholstery type is the same for each upholstered element, but shell and seat cushion can be upholstered in a different colour
- Plastic glides for soft floors and with felt for hard floors



<sup>1</sup> The DIN seat height was determined acc. to DIN EN 1335-1, i.e. the seat height measured by means of a measuring device at the position of the ischial tuberosity (sitting bones) after having placed a load of 50 kg on the half width of the seat.



# Materials, finishes

## Lupino

### Seat shell armchair

- Fully upholstered, with upholstered seat cushion, fabric from standard collection

### Seat leg rest

- Fully upholstered, fabric from standard collection

### Upholstery

- Available with flame retardant foam

### Metal frame – steel tube


- Powder-coated in White aluminium, Signal white, Slate grey or Jet black
- Chromium plated

### Wooden frame

- Natural beech or stained



## Metal



RAL 9003  
Signal white



RAL 9006  
White aluminium\*



RAL 7015  
Slate grey



RAL 9005  
Jet black\*



Chrome

\*two versions available: according to Nowy Styl and Kusch&Co. finishes palettes

## Wood



1.007 Beech¹  
VT Natural  
Beech²



1.040 Alder  
BM Caramel  
Bamboo²



1.076 Havana



1.023 Palisander



1.031 Walnut  
VS Natural Ame-  
rican Walnut²



1.033 Wenge  
VM Brown Oak²  
VP Brown Ame-  
rican Walnut²



1.043 Black



1.032 Colombo

water stains, wood grains visible (beech plywood / solid beech wood)

¹ not stained, only lacquered

² colour of veneer for furniture matching wood colour (solid wood / plywood)



2.09T Orange



2.09R Saffron




2.09U Mint



2.09W Light  
Blue



2.09Y Pink



2.09S White



2.06S Slate



2.06Y Dark  
Graphite



2.06R Beech  
Grey



2.07Y Black  
VO Black Oak¹

water stains for furniture elements, wood grains visible (beech plywood / solid beech wood)

¹colour of veneer for furniture matching wood colour (solid wood / plywood)



Product fulfils the FSC®(FSC-C120977) requirements.

The FSC certificate applies to responsible forest management and the entire flow of raw materials from the forest to the customer. Each stage of the chain is monitored in terms of social, ecological and economic performance. The product with the FSC label gives customers a guarantee that the wood used for the production of the product comes from sources managed in a sustainable manner.





